

vintage  
collection  
*sash windows*



Installed beautifully by

CLEARGLAZE  
FEELS LIKE HOME



vintage

Designed for those who  
appreciate authentic detailing



masterframe®





vintage colour

Integral mullion on multi-light windows



# Introduction

When replacing your windows the choice you make can dramatically affect the aesthetics and character of your home.

Vintage Collection windows are not only beautiful to behold but they embody a full house of authentic and exclusive features. Engineered with a blend of traditional aesthetics and attention to detail, this sash window will add value to any home where the architectural design requires new sash windows that will maintain the original character of the building.

You will notice that this collection is as close to the original timber window in styling and design as possible and therefore ideally suited for use in conservation areas.

Blending into the most contemporary of settings, the Vintage Collection can also be a valuable addition to prestigious modern developments, setting these properties apart from mass produced budget homes.

The high quality Vintage Collection is manufactured in the United Kingdom by a specialist company that has been solely focused on producing bespoke sash windows since 1988, constantly innovating to offer you the most exceptional sash windows in the market today.



# Introducing your vintage options

Although these low maintenance windows are designed to replicate the windows of days gone by, they all come standard with the features that are demanded from a 21st Century window. With the Police Approved Secured by Design accreditation as standard, you have complete peace of mind and the 'A' energy rating assures you that the energy efficiency is guaranteed.

The frames and sashes and the locking claw cam catch are exclusive along with features such as original putty line details, staff bead options for both inside and outside frames, traditional butt jointed corners.

Timberweld® butt jointed corners, deep bottom rail, run through horns and white foil finish gives the appearance of a freshly painted wooden sash window.

We are proud that our Vintage Collection windows were deemed suitable to be installed at the prestigious Royal Troon Golf Club.







The image shows a well-appointed interior space, likely a golf clubhouse or lounge. The room features large, multi-paned windows with wooden frames, providing a clear view of a lush green golf course. Several golfers are visible on the course, engaged in play. The room is furnished with two striped armchairs and a dark, patterned rug. A radiator is positioned against the wall below the windows. The overall atmosphere is one of classic elegance and tranquility.

vintage at  
Royal Troon



## Standard inclusive specification

- Timberweld® joints (see page 14 for more details)
- A rated as standard – Window Energy Rating by BFRC
- Secured by Design approved – an Association of Chief Police Officers (ACPO) for complete peace of mind
- 10 year guarantee
- White wood foil
- Continuous horn detail (optional)
- Exclusive Staff Bead outerframe design
- External putty line detail to match original features
- Tilt restrictors to all sliding sashes to assist with easy cleaning\*
- Torso II spring balances tested to 50,000 cycles
- Choice of fully suited bespoke hardware available in a choice of antique brass, pewter, chrome or satin chrome
- Exclusive locking cam catches with nylon insert to protect the claw from scratching and allowing smooth engagement
- Exclusive Georgi® Clips where Georgian designs requested ensuring the bars remain attached for life
- Exclusive patented white infill strip allows a perfect finish
- Exclusive cill pads creates a weather tight seal
- Deep bottom 105mm rail
- Authentic deep GRP cill (55mm)
- Integral mullion on multi-light windows

### Scroll handles



Antique brass



Pewter



Chrome



Satin chrome

### Georgi® Clips



\*Dependent upon window size

## Optional features

- A pair of lockable limit stops to reduce opening initially to 100mm
- Cream wood foil
- For added ventilation trickle vents to sash or frame or a two position keep which can be locked in open position
- Exclusive internal staff bead picture frames the window
- Egress options for easy exit in the case of fire
- Colour matched to any Farrow & Ball, RAL, British Standard Colours and other leading brand paint manufacturers' colours
- Obscured or etched glass for extra privacy or a decorative finish
- Large 63mm bottom rail
- Dual foil with different colour finishes inside and out. Minimum order eight frames
- Welded construction (mitred)
- Standard PVC-U cill
- No horns



Deep GRP cill (55mm)  
as standard



vintage exclusive options

## Bespoke furniture

All vintage furniture, available in a choice of colours are perfectly suited and manufactured by the same UK based hardware company, therefore you will find all the components match perfectly and you will not experience any colour differences. Even the Allen keys have matching ball designs.

For decorative purposes or for use on exceptionally large or heavy windows, bar handles are a useful to aid window operation and these can be purchased as an optional extra.

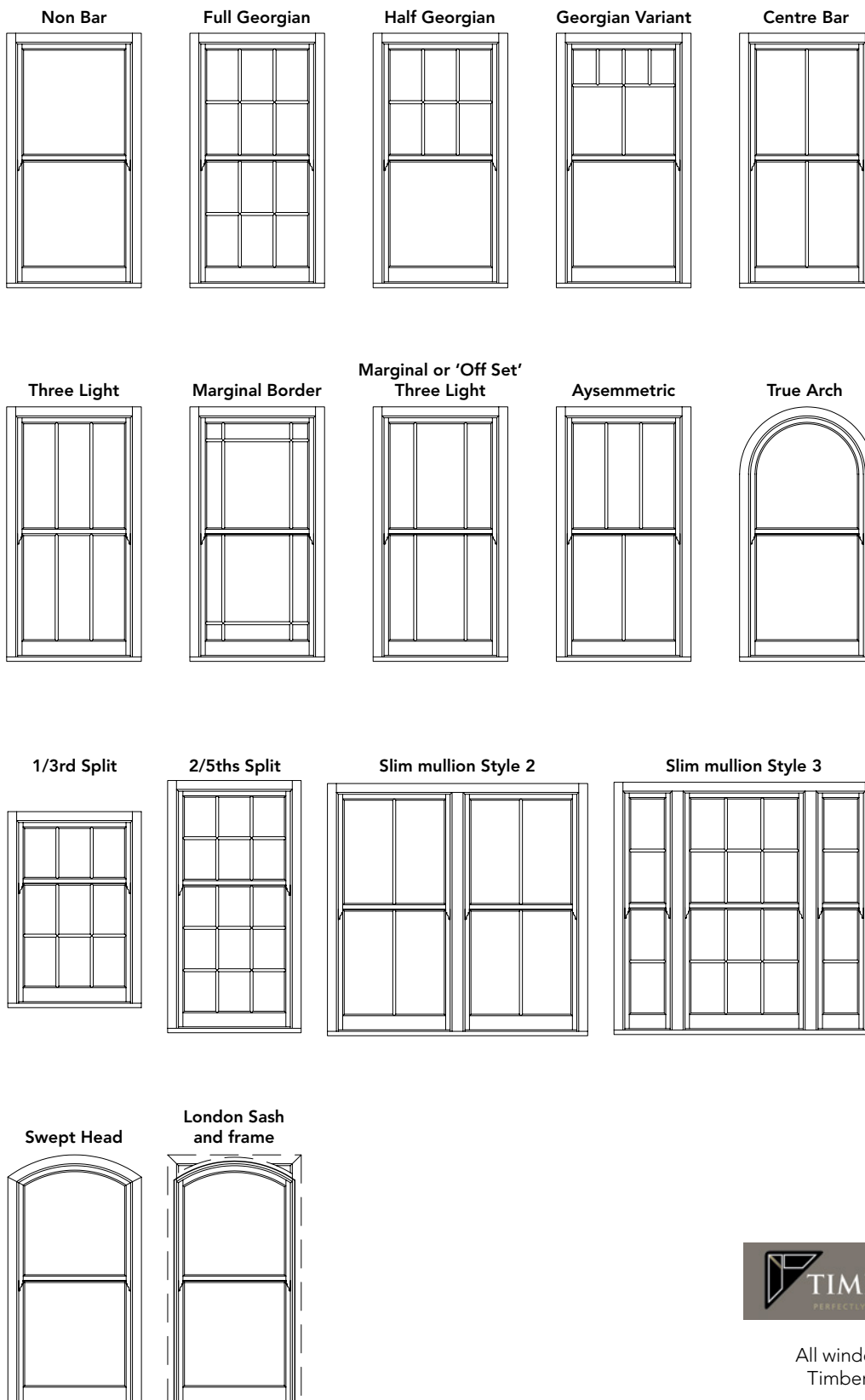
Scroll handles are always supplied loose so that you are able to specify exactly where you would like these fitted.



Claw cam catch



## Typical styles



All windows depicted show  
Timberweld® construction  
excluding arches

**A colour matching service is available**

to the standard industry charts such as RAL, British Standard Colours, Dulux and even Farrow & Ball.

vintage colour and glass



**Colour bonded alternatives**

Usually we spray entire windows the same colour, however we can offer different colours externally to internally and different combinations from sash to frame. A black frame with white sashes is quite popular, whilst we have also sprayed combinations of blue and white or cream and maroon.

When the outside of the window is a different colour to the inside, we mask up and spray the balance chambers to the desired colour, so only one colour is visible from either side when in the closed position.

In the interests of durability, the two-part paint we use in our on-site paint plant is far harder wearing than water based paint. In marine or coastal environments, salt corrosion must also be considered, however we apply a durable clear lacquer on all paint finishes, regardless of exposure, to ensure that the risk of any visible signs of aging is reduced. All windows require regular cleaning to keep looking their best.

On orders of eight windows or more, we can also offer alternative foil finishes in a range of colours and wood grain effects.






**Autumn**



**Contora**




**Cotswold**



**Minster**




**Oriel  
Canterbury**



**Pelerine**



**Satin**



**Stippolyte**

The Vintage Collection is available with toughened, laminated and acoustic glass.

Obscured or etched glass can be a stylish decorative feature and is fast becoming a popular choice among architects, designers and home owners.

There is a wide range of patterns and levels of obscurity available, from the standard textured glass patterns to the more expensive etched ranges.

The most popular designs are Satin and Stippolyte, but we can also offer sandblasted, satin and white laminate options, combining the practicality of obscured patterns, with a touch of period class where required.

The choice is yours and should you have an unusual design or specific glass requirements, please ask your installer. Our products are bespoke and we will always do our best to accommodate your requirement.

## Check that you are offered the following features and choices

### Traditional appearance:



**Traditional exclusive Timberweld® corners and bespoke sash sections** ensure that the appearance is appropriate, rather than four sections of the same welded together.

Timberweld® technology ensures perfectly sealed frames with no chance of leaking, drafts or insects nesting in open channels.



**Slim sight-lines** through both the upper and lower sashes maximise the visible glass area.



**Equal panes in both sashes** create a balanced appearance consistent with original timber sash windows.



**External staff bead and internal staff bead trim are authentic features** developed to replicate the appearance of an original timber box frame window.



**Continuous run-through sash horns** utilised by the Victorians and synonymous with sash windows.



**Chamfered 'putty line' sashes** are included on the outside of every window to replicate original Victorian and Georgian sash timber

windows. To enhance authenticity, internal glazing beads are, by contrast, ovolo shaped.



**Traditional deep bottom rail** which is sympathetic to original timber designs.



**Georgian bars** are faced fixed, authentically creating the depth and shadow lines of original timber muntin bars. Our patented Georgi® Clip ensures bars stay firmly attached for the lifetime of the glass unit.



**Slim integral mullion** available for multi-light window



**Authentic deep cill (55mm)**



**Wood grain effect offered** in white or cream as are extremely low maintenance and durable. These wood-foil finishes make the window hard to distinguish from a timber window and are therefore highly recommended for Conservation Areas.



**Patented infill strip** hides 50% of the visible brush pile on the inside of the window making it aesthetically more appealing and easier to slide. The remaining brush pile can be hidden behind the internal staff bead trim.



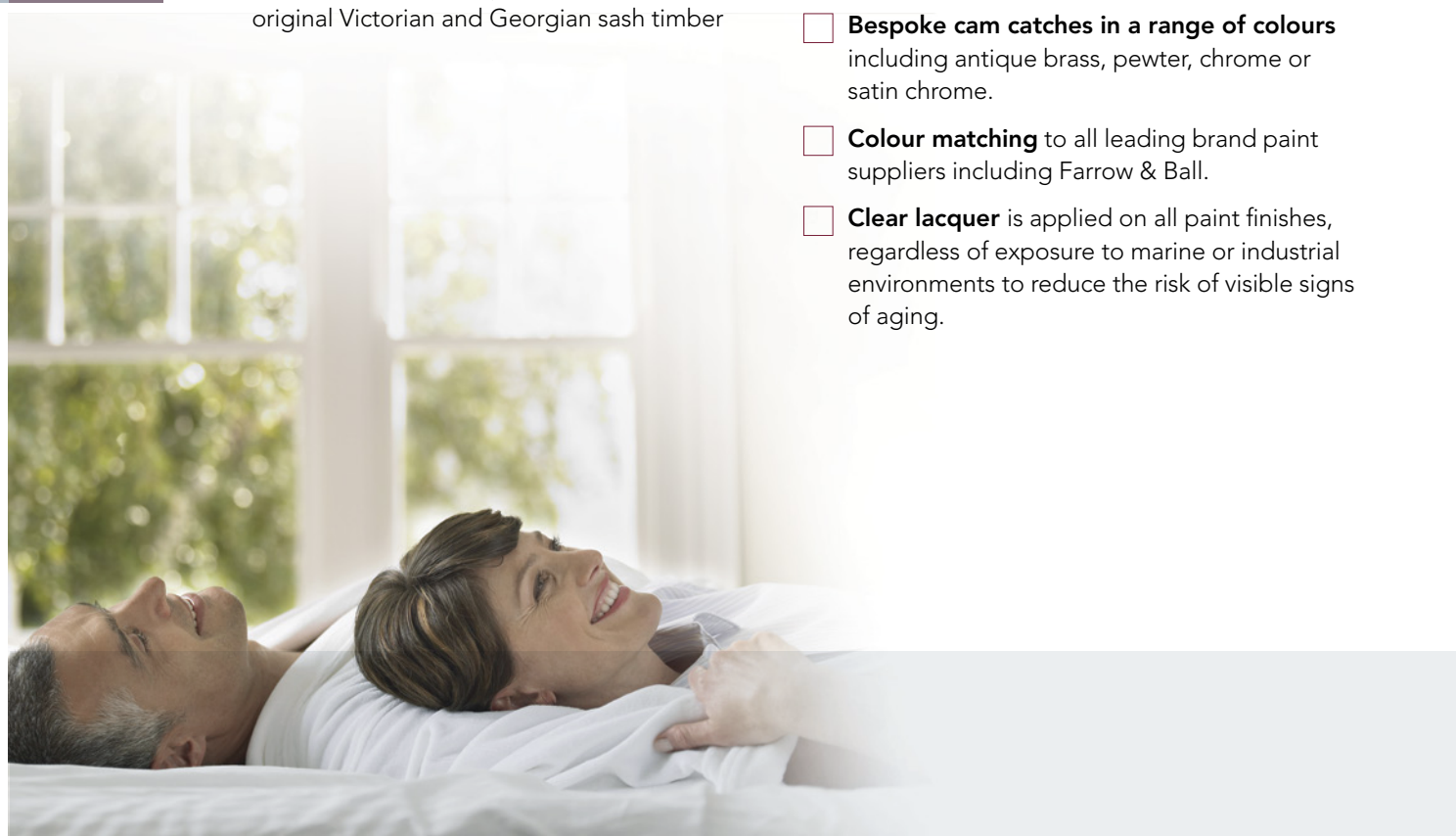
**Bespoke cam catches in a range of colours** including antique brass, pewter, chrome or satin chrome.



**Colour matching** to all leading brand paint suppliers including Farrow & Ball.



**Clear lacquer** is applied on all paint finishes, regardless of exposure to marine or industrial environments to reduce the risk of visible signs of aging.





#### Special features:

- ☐ **Energy efficiency** 'A' rated as standard.
- ☐ **Balances** are the mechanism that allows the windows to operate and 'Torso II' spiral balances are the best balances on the market, reducing the effort required to open and close the windows.
- ☐ **A pair of tilt restrictors** ensures that each sash can be safely tilted back at the perfect angle for easy cleaning internally.  
or  
**Safety arms** are fitted when the windows are too large to tilt.
- ☐ **Lift-out pivot bars** on all windows ensure that sashes can be removed without the need to tamper with the intricate balance mechanism, should the need arise for large pieces of furniture to be lifted through the window.
- ☐ **Bespoke cill pads** seal the joints between the cill and the frame preventing water from entering the joint, even in inhospitable situations.

#### Security enhancements:

- ☐ **To meet PAS24/Secured by Design** criteria,

cam catches with stainless steel claw have been developed and are robustly secured directly into the sash using a "three screw" method.

- ☐ On larger windows where two catches are needed, **opposite handed cams** are used. This unique patented feature prevents the sash being forced to either side in order to gain entry.
- ☐ **Nylon inserts** to protect cam catches against wear on the inside of the keep.



Continuous commitment to design,  
development and uncompromising quality  
means **we deliver what we promise**

# vintage



# TIMBERWELD®

PERFECTLY SEALED WINDOW FRAMES

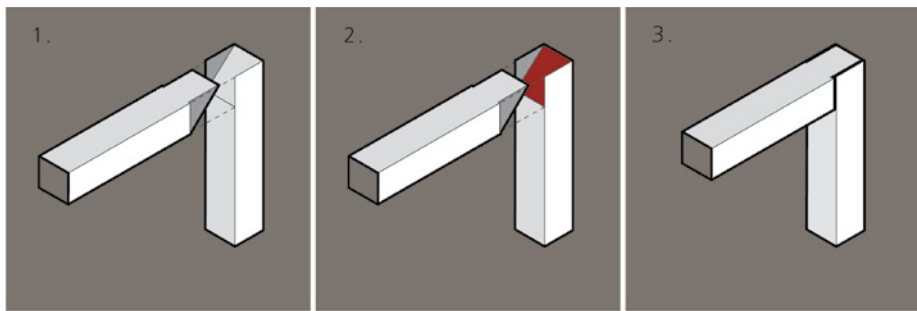


BEAUTIFUL WINDOWS  
PERFECTLY  
BRITISH  
TIMBERWELD®  
MADE  
SEALED FRAMES  
LONG LASTING PROTECTION



Comparison – open system versus Timberweld®





## Timberweld® technology – the past and present

### The challenge:

In order to offer customers what they ultimately desire, which is traditional wood foiled butt jointed windows that are also **perfectly sealed** required an innovative method of corner construction, the fine balance between aesthetics and technology.

### The invention:

Masterframe Windows has invented and the parent company, Duchy Investments Limited has patented the perfect solution, a method of corner construction that achieves all objectives. The name Timberweld® is a registered trade mark.

### Your Timberweld® technology advantage:

- The all-important advantage of a product

that incorporates Timberweld® technology is that it is beautiful and authentic, looking every bit like a timber original and giving the impression that it has been lovingly produced by a master craftsman.

- Most butt joints in the market today are open ended however, your Timberweld® joints are completely sealed from the elements with no open chambers to allow in rain water, draughts, bugs and flies!
- Aesthetically, Timberweld® joints will blend in with all architectural styles, Georgian, and Victorian, and will be suitable for use in both conservation areas and in the most contemporary developments.
- The technology is material neutral and in the case of PVC-U, Masterframe sash windows will be the perfect match for casement windows and doors that are offered with Timberweld®

**Masterframe are the ONLY PVC-U sash window manufacturer that can promise you an authentic, wood effect Timberweld® joint, complete with perfectly sealed frames and corners that look just like the timber originals.**







vintage with  
Timberweld® technology



**TIMBERWELD**  
PERFECTLY SEALED WINDOW FRAMES





# vintage

Every component is robust, solid and engineered to perform, even our plant on bars are guaranteed









vintage  
collection  
*sash windows*



vintage gallery

**Acrylic wood grain foil**

An acrylic covering with a wood grain finish.

**Anodised**

An anti-corrosive coating applied to aluminium components.

**Architrave**

Timber or PVC-U moulding used around windows to make good internally.

**Argon gas**

A particular type of gas found inside sealed glass units that increases thermal efficiency.

**Article 4 directive**

An additional restriction applied to conservation properties requiring development right and compulsory planning permission.

**Astragal bar**

The traditional Victorian glazing bar found on sash windows.

**Balance retaining clips**

Exclusive clips that prevent balance springs becoming detached from sashes.

**BBA**

The British Board of Agrément third party product testing.

**BFRC**

British Fenestration Rating Council.

**Box sash**

Another name for a sash window – originates because the sashes were traditionally housed within a timber box containing the sash weights and pulleys.

**Brush pile**

The draught-excluder or wool pile around the sashes to prevent air leakage.

**Brush seal**

See brush pile.

**Butt joints**

This is the vertical corner joint traditionally found on timber windows.

**Cam catch and keep**

The male female parts of the locking mechanism found on the mid-rail on the inside of a window sometimes referred to as a fitch catch.

**CC20 Cam catch**

A stylish and secure locking claw cam catch standard on the Vintage Collection.

**Chamfered**

The angled moulding that copies a traditionally 'putty-lined' timber window, found on the external Georgian bar and sash profile on the outside of a Vintage Collection window.

**Cill pads**

Silicone joints can leak, but this specially designed foam pad, creates a perfect weather tight seal between integral cill and frame jamb.

**Conservation area**

An area that may be considered of historical or cultural importance to the local authority.

**Continuous run-through horns**

A decorative continuation of the stiles, incorporating a mechanical butt joint on the bottom of the upper sash.

**Deep bottom rail (DBR)**

A deep bottom rail on the lower sash, incorporating a mechanical 'butt' joint to strengthen the bottom sash.

**Deep GRP cill**

A traditional feature 55mm deep.

**DGU**

'Double glazed unit' is a term for a sealed glass unit consisting of two panes of glass and a central cavity, often containing an instead gas.

**Double glazed**

When two panes of glass are used instead of one.

**Dummy sashes**

Sashes within a window that are deliberately fixed and do not slide.

**Etched glass**

Patterned glass where the pattern is etched into the glass rather than textured or obscured.

**Existing box frame**

The original timber box that housed the original sash weights and pulleys.

**Face-fixed bars**

Astragal bars that are fixed to the outside of the glass both internally and externally to recreate the impression of timber glazing bars.

**Fenestration**

The arrangement of windows and doors on a building.

**Finger latch**

The mechanism operated by a tilt knob that allows the sash to be disengaged from the frame for the 'tilt to clean' facility.

**Foam baffles**

A foam square applied above the tilt rest guides, preventing air penetration through the balance chambers.

**Frame profile**

The outside frame member.

**Georgi® Clips**

A small patented metal clip that fits around a glass unit and under the glazing bead to securely attach astragal glazing bars.

**Glazing bead**

The beading around the inside edge of a sash, holding the glass unit in place.

**Grade I and II listed**

A heritage rating given to properties of historical significance, stipulating planning permission to protect their appearance.

**Handed cams**

When two Vintage Collection cam catches are required on a window they are paired LH and RH for symmetry and security.

**Head rail**

The top bar of the sash or frame.

**Infill strip**

A patented PVC-U insert that replaces the brush-pile on the inside of a window.

**Integral mullion**

An exclusive slim mullion section, used on double or triple windows made in one frame section.

**Jambs**

The industry term for the sides of a window.

**Laminated glass**

Two pieces of glass bonded together with an acrylic interlayer.

**'Lift out' pivot bars**

Metal bars, designed to allow sash removal for maintenance, ease of access and escape.



---

**Limit stops**

A recessed item of furniture applied to the top sash that limits the opening of the window (usually 100mm) when engaged.

---

**Low E**

The 'Low Emissivity' coating applied to the inside pane within the cavity of a double glazed sealed glass unit to achieve better thermal efficiency.

---

**Low iron**

Glass with low iron content is used on the outside pane of some double glazed sealed glass units to increase clarity and maximise solar gain.

---

**Mullion**

The dividing section on multi-light windows or is a term also used to describe the brick piers on Victorian or Georgian, Bay windows.

---

**Muntin bar**

See Astragal bar.

---

**Obscured glass**

Patterned, textured or opaque glazing to obscure transparency and often used in bathroom windows.

---

**Ovolo**

Also referred to as Ogee, this is the moulding found on the Georgian bar and glazing bead on the inside of Vintage Collection windows.

---

**PAS24**

A published product standard for enhanced fenestration security previously known as BS7950 that sets a standard for enhanced window security.

---

**Pole eyes**

A circular bracket positioned to the top of the window so a pole hook can be used to lower the top sash when out of reach.

---

**Pole hook**

A wooden pole with a metal hook on one end for lowering a top sash when out of reach and a pole eye is fitted.

---

**Pre-tensioned**

A term to describe balance springs that can be used immediately from the factory, without any adjustment required.

---

**Putty line**

The term used to describe the chamfered appearance of the sash frame where it meets the glazing. This is due to putty traditionally being used when glazing timber windows.

---

---

**PVC-U**

Polyvinylchloride – Unplasticised.

---

**Safety arms**

A more durable stay, employed when sashes are too heavy to be safely held by tilt rests; – see tilt rests.

---

**Safe T stays**

See safety arms.

---

**Sand blasted glass**

Clear glass blasted with grains of sand at high pressure to achieve a semiopaque appearance.

---

**Sash lifts**

A pair of small curved handles that can be positioned on the bottom of the lower sash on the inside allowing the sash to be opened.

---

**Sash profile**

The design of the sash and the term used for the individual length of PVC-U used for the window sashes.

---

**Sash stop**

A section of PVC-U cover profile, cut to a particular length and covered with a cap that limits the range of the sash to prevent over extending the balances.

---

**Sash vent**

A trickle vent fitted to the sash head on a window – see trickle vent.

---

**Satin glass**

Semi-opaque glass with a similar appearance to sandblasted with a smoother finish.

---

**Scroll handles**

See Sash lifts.

---

**Sealed unit**

See DGU.

---

**Secured by Design:**

An Association of Chief Police Officers third party endorsement scheme.

---

**Springing line**

On a window with a curved head, this is the vertical distance between the apex and the shoulder (start of the curve) of the window.

---

**Swept head**

A window with a curved head, but with a shallower radius than a true arch.

---

**Tilt rests**

A metal arm housed in the frame and connected to the sash that holds in position when tilted inwards for cleaning.

---

---

**Timberweld®**

This name is a registered Trade Mark that describes a unique method of creating timber style joints that carries a Duchy Investments Ltd. patent.

---

**Torso II balances**

Bespoke balance springs, calibrated for each individual sash and selected for their durability and longevity.

---

**Travel restrictors**

See limit stops.

---

**Trickle vent**

A two part component, consisting of internal vent and external vent hood to promote secure air flow when the window is closed.

---

**True arch**

A window with a curved head and springing line of half the width, creating a semi-circular arched head.

---

**UV neutral**

Unaffected when exposed to ultra-violet light.

---

**U-value (W/m²K)**

The calculation often used to denote the thermal efficiency of a window when considering heat loss. The higher the number, the most energy lost.

---

**WER**

'Window energy rating' calculated using the solar gain against heat lost registered with BFRC.

---

**Window board**

The internal timber cill fitted underneath a window on the inside.

---

Sash windows that work well, are energy efficient and secure providing years of trouble-free usage.



vintage true to original design



# Accreditations



The Vintage Collection is British Board of Agrément, 'Whole of life'\* endurance tested, meaning our product range is fully BBA approved.\*\*

This essentially means that everything is submitted for testing, including all components, balances and even our unique hardware.

Additionally, and unlike any other company, our method of plant on Georgian bars convinced the BBA to approve them for ten years!

Vintage windows are 'A' rated as standard.



BFRC is the British Fenestration Ratings Council and they decide how to interpret energy efficiency calculations for the whole of the UK.

The BFRC rate products from 'F' to 'A'. 'A' rating means the window is energy neutral or 'energy positive', in that it gains more heat than it loses over its annual cycle. Find out more on FENSA and WER's at: [www.bfrc.org](http://www.bfrc.org)



The Energy Savings Trust can only recommend the highest performing companies so it is only the best products that get to be Energy Savings Trust endorsed. Having been awarded the first five certificates from the BFRC, (the British Fenestration Ratings Council), we were further recognised by the Energy Savings Trust as the first company to be recommended by them in the UK. [energysavingtrust.org.uk](http://energysavingtrust.org.uk)



Masterframe are associate members of the Glass and Glazing Federation [www.ggf.org.uk](http://www.ggf.org.uk)



The Association of Chief Police Officers (ACPO) set up Secured by Design (SBD) to encourage the building industry to adopt crime prevention measures in housing.

The scheme creates a safer and more secure environment, including safer windows.

Very few products meet these enhanced security levels but by fully reinforcing our sashes with steel, using robust furniture and reinforced finger latches and then having them independently tested by SBD, means you can be satisfied that your windows will be as secure as we claim them to be.



Manufactured by an ISO 9001: 2015 approved company ensuring recognised business management systems for consistency are applied.



Masterframe sash windows are virtually lead free, using calcium organic stabilisers as a healthier option for the planet.



Proudly manufactured in the UK, using the very best quality components sourced in the UK to ensure ongoing continuity.



Masterframe Windows Ltd, manufacturers of the Vintage Collection are dedicated to recycling and recycle all plastic, glass, paper and cardboard used in their factory.

\* 20,000-cycle endurance testing is to simulate a "whole of life" test, it is an onerous test designed to recreate a 20-year lifetime of a product. [www.bbacerts.co.uk](http://www.bbacerts.co.uk)

\*\* Subject to ongoing product testing and size parameters.

vintage  
collection  
*sash windows*



**master***frame*<sup>®</sup>

**Masterframe Windows Limited**

4 Crittall Road

Witham

Essex CM8 3DR

Telephone: 01376 510410

Email: [sales@masterframe.co.uk](mailto:sales@masterframe.co.uk)

[www.masterframe.co.uk](http://www.masterframe.co.uk)